


Shielded Power Inductors – XFL4020



- Exceptionally low DCR – 10.8 mOhm
- Excellent current handling capability

Designer's Kit C436 contains 5 each of all values

Environmental RoHS compliant, halogen free

Terminations RoHS compliant tin-silver over copper. Other terminations available at additional cost.

Core material Composite

Core and winding loss See www.coilcraft.com/coreloss

Weight 162 – 169 mg

Operating voltage 0 – 20 V

Ambient temperature –40°C to +125°C with (40°C rise) Irms current.

Maximum part temperature +165°C (ambient + temp rise). [Derating](#).

Storage temperature Component: –55°C to +165°C.

Tape and reel packaging: –55°C to +80°C

Resistance to soldering heat Max three 40 second reflows at +260°C, parts cooled to room temperature between cycles

Moisture Sensitivity Level (MSL) 1 (unlimited floor life at <30°C / 85% relative humidity)

Failures in Time (FIT) / Mean Time Between Failures (MTBF)

38 per billion hours / 26,315,789 hours, calculated per Telcordia SR-332

PCB washing Tested to MIL-STD-202 Method 215 plus an additional aqueous wash. See [Doc787_PCB_Washing.pdf](#).

Part number ¹	Inductance ² ±20% (µH)	DCR (mOhms) ³		SRF typ ⁴ (MHz)	Isat (A) ⁵			Irms (A) ⁶	
		typ	max		10% drop	20% drop	30% drop	20°C rise	40°C rise
XFL4020-102ME_	1.0	10.80	11.90	64	4.5	5.1	5.4	8.0	11.0
XFL4020-152ME_	1.5	14.40	15.80	59	4.1	4.4	4.6	6.7	9.1
XFL4020-222ME_	2.2	21.35	23.50	38	3.1	3.5	3.7	6.0	8.0
XFL4020-332ME_	3.3	34.80	38.30	33	2.7	2.8	2.9	3.9	5.2
XFL4020-472ME_	4.7	52.20	57.40	26	2.0	2.5	2.7	3.6	5.0

1. When ordering, please specify **termination** and **packaging** codes:

XFL4020-472MEC

Termination: E = RoHS compliant tin-silver over copper.

Special order: T = RoHS tin-silver-copper (95.5/4/0.5) or S = non-RoHS tin-lead (63/37).

Packaging: C = 7" machine-ready reel. EIA-481 embossed plastic tape (1000 parts per full reel).

B = Less than full reel. In tape, but not machine ready. To have a leader and trailer added (\$25 charge), use code letter C instead.

D = 13" machine-ready reel. EIA-481 embossed plastic tape. Factory order only, not stocked (3500 parts per full reel).

2. Inductance tested at 1 MHz, 0.1 Vrms, 0 Adc.

3. DCR measured on a micro-ohmmeter.

4. SRF measured using Agilent/HP 4395A or equivalent.

5. DC current at 25°C that causes the specified inductance drop from its value without current.

[Click for temperature derating information.](#)

6. Current that causes the specified temperature rise from 25°C ambient. This information is for reference only and does not represent absolute maximum ratings. [Click for temperature derating information.](#)

7. Electrical specifications at 25°C.

Refer to Doc 362 "Soldering Surface Mount Components" before soldering.

Irms Testing

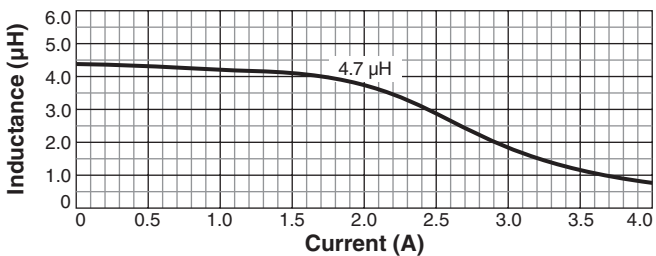
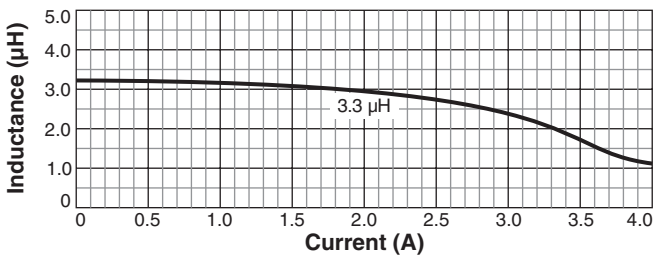
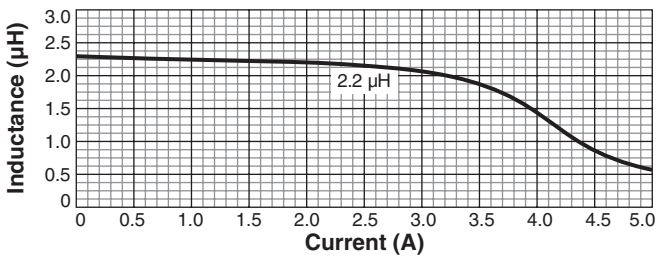
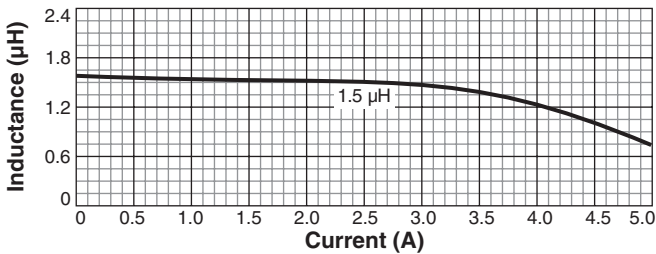
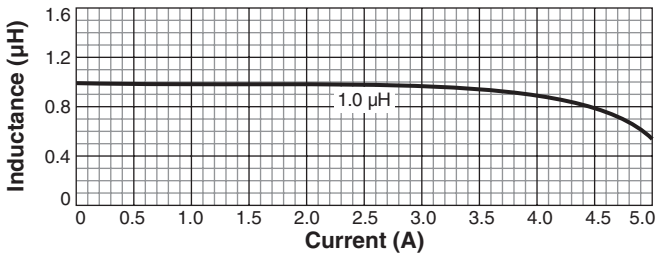
Irms testing was performed on 0.75 inch wide x 0.25 inch thick copper traces in still air.

Temperature rise is highly dependent on many factors including pcb land pattern, trace size, and proximity to other components. Therefore temperature rise should be verified in application conditions.

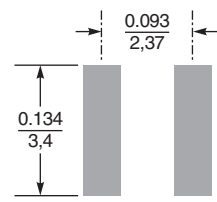
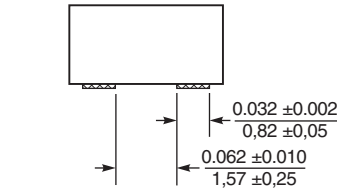
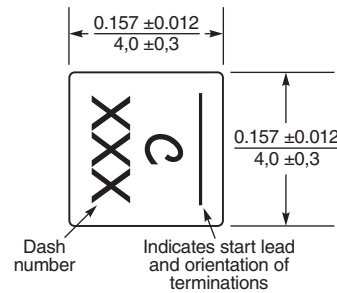
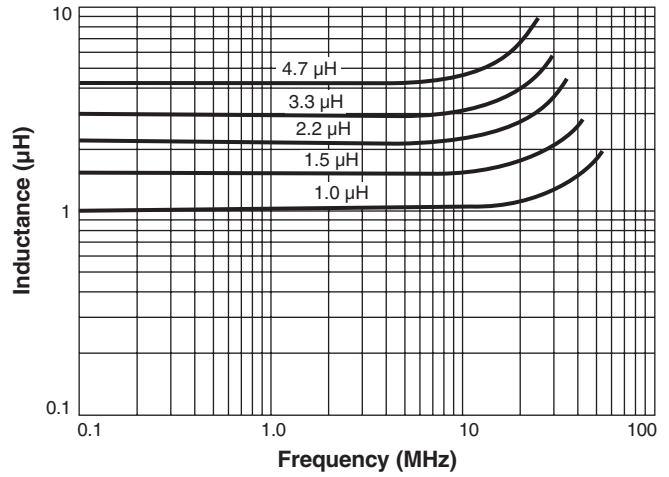
HIGH TEMPERATURE

Shielded Power Inductors – XFL4020 Series

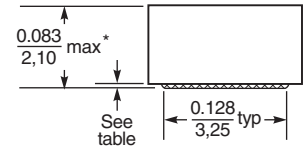
L vs Current



L vs Frequency



Recommended Land Pattern



Dash number	Terminal thickness (typ) (in / mm)
-102	0.0039 / 0.10
-152	0.0039 / 0.10
-222	0.0032 / 0.08
-332	0.0023 / 0.06
-472	0.0023 / 0.06

* For optional tin-lead and tin-silver-copper terminations, dimensions are for the mounted part. Dimensions before mounting can be an additional 0.005 inch / 0.13 mm.

Dimensions are in $\frac{\text{inches}}{\text{mm}}$

Packaging 1000/7" reel; 3500/13" reel Plastic tape: 12 mm wide, 0.23 mm thick, 8 mm pocket spacing, 2.3 mm pocket depth



Mouser Electronics

Authorized Distributor

Click to View Pricing, Inventory, Delivery & Lifecycle Information:

Coilcraft:

[XFL4020-472MEC](#) [XFL4020-472MEB](#) [XFL4020-222MEC](#) [XFL4020-102MEC](#) [XFL4020-332MEB](#) [XFL4020-332MEC](#)
[XFL4020-152MEC](#) [XFL4020-222MEB](#) [XFL4020-152MEB](#) [XFL4020-102MEB](#)